

# SOUTHERN YACHT CLUB GENERAL SAILING INSTRUCTIONS

*These instructions shall apply to all regattas organized by Southern Yacht Club (SYC) and/or conducted by the SYC Race Committee (RC), unless special instructions are provided. Online registration is hosted by US Sailing [Regatta Network](#) (RN) for one-design classes and [Regatta Management Solutions](#) (RMS) for handicap classes.*

## 1 RULES

1.1 All regattas will be governed by *The Racing Rules of Sailing* (RRS) including the US Sailing prescriptions; applicable class and rating rules; and these Sailing Instructions (SI). The Notice of Race (NOR) for a specific regatta or series may modify these Sailing Instructions.

1.2 The following rules are changed herein:

RRS	Changed by	RRS	Changed by
27.1	9.4, 12.3	A4.5	12.5
33	14.2	A5	11, 16.2
44.1	17.1	A9	18.2
55	1.5	A11	16.2
60.1	17.2	Flag "AP"	5.2
62.1(a)	13, 17.3		

1.3 Except while changing sails, a yacht shall set only one headsail at a time and only one staysail per mast, which shall not extend beyond the rated LP distance.

1.4 NON-SPINNAKER classes shall set only headsails and staysails ahead of each mast and only in their designed and rated configurations. Whisker poles are permitted.

1.5 RRS 55 is appended with the following: "However, discarding biodegradable, environment-friendly bands when setting a sail is permitted."

## 2 ENTRIES

2.1 Separate entry must be made for each individual regatta, club series or club race day, typically online via RN or RMS.

2.2 Each entrant shall provide all required information and pay all fees, as applicable, before becoming a competitor.

2.3 Class captains may submit a list of entrants directly to the race committee.

2.4 A minimum of three (3) entries shall constitute a class.

## 3 NOTICES TO COMPETITORS

Notices will be posted online via RN, RMS, and/or Twitter ([@SouthernYCRC](#)).

## 4 CHANGES TO SAILING INSTRUCTIONS

4.1 Changes in the sailing instructions will be posted no later than one (1) hour before the scheduled start of the first affected class on the day they will take effect, except that any change to the schedule of races will be posted by 2000 on the day before it will take effect.

4.2 ON THE WATER HAILING – Oral instructions may be given on the water at the discretion of the RC. Handicap classes will be hailed on VHF Radio. One-Design and Dinghies will be hailed by voice, loud-speaker, or VHF Radio. The Race Committee will attempt to operate on VHF Channel 68 or 69.

## 5 SIGNALS MADE ASHORE

5.1 Signals made ashore will be displayed on the A-frame halyard on the SYC west waterfront and may also be communicated electronically. See SI 3.

5.2 When flag AP is displayed ashore, races not started are postponed. The time of the next warning signal will be posted in accordance with SI 3. Warning signals shall be made not less than 30 minutes after AP is lowered. This changes Race Signal "AP".

## 6 SCHEDULE OF RACES

6.1 Racing shall be in accordance with the SYC Sailing Schedule available online at [www.SouthernYachtClub.org](http://www.SouthernYachtClub.org) which links to Regatta Network, or as specified in a specific regatta NOR.

6.2 The RC will attempt to operate on Central Time as determined by GPS.

## 7 CLASS FLAGS

The class flags will be as listed in the table on Page 4.

## 8 RACING AREA

SYC APPENDIX A – SYC RACING MARKS shows the location of the racing area.

## 9 THE COURSES

**9.1** SYC APPENDIX B – STANDARD COURSE DIAGRAMS illustrates and describes the standard courses and options, including the relative positions of marks, the order in which marks are to be passed, and the side on which each mark is to be left.  $m_1$ ,  $m_2$ ,  $m_3$ , and  $m_{SF}$  represent fixed mark designations, as provided by SI 9.3(a) and 10.1, which correspond to Marks 1, 2, 3 and start/finish respectively, as illustrated. The RC may also specify a steeplechase course as provided by SI 9.3(c).

**9.2** DROP MARK COURSES shall use only drop marks and shall be designated in accordance with SYC Appendix B.

### 9.3 FIXED MARK COURSES

(a) Shall use only fixed marks, except that one drop mark may be used as indicated with a diamond (“◆”) in the course designation.

(b) STANDARD COURSES shall be designated as provided in SYC Appendix B. The relative angles of the legs may vary from the diagrams to accommodate the fixed marks.

(c) STEEPLECHASE COURSES shall be designated by a list of the marks of the first round of the course, in the order to be rounded, beginning with the first mark after the start. Multiple rounds shall be indicated by the addition of a whole number. Except as required by SI 14.3, boats shall round each mark on the side such that the course to the next mark does not cross the course from the previous mark and a mark beginning a leg which returns to the preceding mark shall be left to port. SYC Appendix B4 may also be used with course suffix “N”.

**9.4** No later than the preparatory signal for each start, the RC boat shall display the following (this changes RRS 27.1):

(a) The course designation for the starting class.

(b) For courses using one or more drop marks, the approximate compass bearing from the start to the first mark after the start.

(c) For drop mark courses, the approximate distance, in tenths of nautical miles, from the start to Mark 1, if more than 1.0 NM.

*Note that different courses may be designated for different classes.*

**9.5** The RC may hail course information to competitors as provided in SI 4.2.

**9.6** For handicap scoring purposes, the course length shall be rounded to the nearest tenth (0.1) of a nautical mile and times shall be recorded and calculated to the nearest whole second.

## 10 MARKS

**10.1** FIXED MARKS are located and identified as shown in SYC APPENDIX A – SYC RACING MARKS. A missing fixed mark may be replaced with a drop mark, but its original fixed mark designation shall remain.

**10.2** DROP MARKS used for one or all marks of a course shall be as follows:

(a) Marks 1, 2, 3, and the start/finish mark shall be orange tetrahedrons or orange spheres.

(b) New marks, used in accordance with SI 14.1, shall be yellow tetrahedrons or white spheres.

(c) The start-only mark, used in accordance with Appendix B4 (“N”), may be a green or white sphere.

## 11 CHECK-IN BEFORE THE START [NP]

Before the first warning signal of the first race on each race day, each boat shall sail near the RC signal boat and hail her class and sail number and be acknowledged by the RC. A boat failing to check-in may be scored DNS without a hearing. This changes RRS A5.

## 12 THE START

**12.1** The starting line will be between a staff displaying an orange flag on the RC boat at the starboard end and the course side of the port-end starting mark.

**12.2** With prior notice, the RC may use:

(a) RRS Appendix U – Audible-Signal Racing System.

(b) SYC Appendix P – Pursuit Starting System.

(c) SYC Appendix B4 – Concurrent Start & Finish Lines.

**12.3** When the warning signal for a succeeding class is made simultaneously with the starting signal of the preceding class and if a course change is made, the change of display (distance and/or course) will be made between the warning and preparatory signals. This changes RRS 27.1.

**12.4** [NP] Boats whose warning signal has not been made shall avoid the starting area.

**12.5** A boat that has not started within five (5) minutes after her starting signal will be scored DNS without a hearing. This changes rule A4.5.

### 13 INDIVIDUAL RECALLS

The RC will attempt to hail OCS yachts. The order, timing and success of these hails shall not be grounds for redress. This changes RRS 62.1(a).

### 14 CHANGE OF THE NEXT LEG OF THE COURSE

**14.1** When using drop marks, the race committee will lay a new mark and remove the original mark as soon as practicable. The change will be signaled before the leading boat in each class being changed has begun the leg, although the new mark may not yet be in position. When in a subsequent change a new mark is replaced, it will be replaced with an original mark.

**14.2** When using fixed marks, the change signal shall be the display of flag C with repetitive sounds and the display or hail of the designation of the new fixed mark. This alters RRS 33.

**14.3** Boats shall round the mark beginning a changed leg in the same direction as it was to be rounded before the change. This may alter SI 9.3(c).

### 15 THE FINISH

**15.1** The finish line will be between a staff displaying an orange flag on the RC boat and the course side of the nearby finishing mark.

**15.2** With prior notice, the RC may specify a HARBOR FINISH in which case the finish line shall be in the MYH channel between a staff displaying an orange flag to the south (port) and the red-embazoned utility pole to the north (starboard). The line flag may be set on an RC boat or on the clubhouse or grounds.

### 16 TIME LIMIT

**16.1** The time limit (RRS 35) for each class shall be 4 hours for a single race and 2.5 hours if two or more races are scheduled on a day.

**16.2** Within each class, a boat that is still racing (n) minutes after the first boat finishes, as enumerated below, shall be scored TLE (Time Limit Expired) and receive points equal to two (2) places behind the last boat to finish, but not worse than last place among the boats that started. All other scoring codes shall take precedence over TLE. This alters RRS A5 & A11.

Short courses	30 minutes
Steeplechase courses	60 minutes

### 17 PENALTIES AND PROTESTS

**17.1** RRS APPENDIX V – ALTERNATIVE PENALTIES shall apply. This alters RRS 44.1.

**17.2** Breaches of SI 11, 12.4, and 19.2, noted herein by [NP], will not be grounds for protest by a yacht and penalties for these may be less than DSQ. This alters RRS 60.1.

**17.3** As applicable for handicap scoring, the course length, type and wind strength determined by the RC shall not be grounds for redress. This changes RRS 62.1(a).

**17.4** Protest forms shall be delivered to the SYC Front Desk or the PRO within one (1) hour after the docking time of the RC boat. Hearings will be held as soon as possible subject to the availability of the parties involved and the protest committee.

### 18 SCORING

**18.1** No scores will be excluded. One completed race constitutes a regatta or series.

**18.2** This rule applies to a series longer than a regatta and alters RRS A9.

(a) For scoring purposes, the number of boats that come to the starting area—or *Checkins*—for any race run on a subject race day will be the total number of boats that came to any start on that day.

(b) The score for DNC will be Checkins+2 and for DNS, DSQ or equivalent it will be Checkins+1.

(c) A boat shall only be scored DNC if she does not come to any starts on the subject race day. If she comes to at least one start, she will be scored no worse than DNS or equivalent for all other races run on that day.

### 19 SAFETY REGULATIONS

**19.1** PERSONAL FLOTATION DEVICES (PFDs) – All single-handed and trapeze-boat competitors shall wear PFDs at all times in accordance with RRS 40. On all other boats it is the responsibility of the competitors to determine when PFDs will be worn and to comply with applicable class rules. The absence of Race Signal Flag Y shall not be an indication nor recommendation that PFDs should not be worn. See RRS 1.2.

**19.2** [NP] A boat that retires from a race shall notify the RC before leaving the racing area or, if unable to do so, shall contact the RC or the SYC office (504-288-4200) as soon as possible, but no later than directly upon arriving ashore. Failure to promptly report a retirement will be grounds for a fine and/or other penalties.

## 20 PRIZES

Trophies will be awarded as specified by each class, the event organizers, and/or in accordance with perpetual deeds of gift.

## 21 DISCLAIMER OF LIABILITY

Competitors participate in the regatta entirely at their own risk. See RRS 4 Decision to Race. The organizing authority will not accept any liability for material damage or personal injury or death sustained in conjunction with or prior to, during, or after the regatta.

---

**TABLE OF CLASS FLAGS**

<b>Class</b>	<b>Flag</b>
<b>HANDICAP</b>	
All Open Classes	Flag T
Open A	White
Open B	Blue
Open C	Grey
Classic	Red
Non-Spinnaker	Green
<b>ONE-DESIGN</b>	
J/27	Pink
J/22	Purple
Rhodes 19	Yellow
Flying Scot	Light Green
Melges 24	Light Blue
Viper 640	Red
<b>DINGHY</b>	
MC Scow	Pink
Vanguard 15	Teal
Club 420	Purple
Laser / Radial	Light Green
Sunfish	Yellow
Optimist	Pink

## SYC APPENDIX B – STANDARD COURSE DIAGRAMS

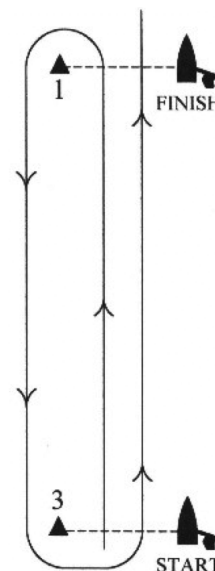
### B1 WINDWARD-LEEWARD COURSE – “W 1.5”

**B1.1** Options for this course may include:

- (a) increasing or decreasing the number of legs;
- (b) sailing multiple rounds of the course;
- (c) finishing at Mark 1 or 3 or a Harbor Finish;
- (d) when present, the use of a separate Mark 3 set to windward of the start/finish line;
- (e) finishing to port or starboard of the finishing mark depending on the location of the RC boat;
- (f) the use of concurrent start & finish lines per SYC Appendix B4 and as indicated by the course designation suffix “N”.

**B1.2** The courses shall be designated as follows:

Drop	Fixed	Description
W [1]	$m_1 m_3 [1]$	1 round, 2 legs, start-1-finish
W 1.5	$m_1 m_3 1.5$	1.5 rounds, 3 legs, start-1-3-finish
W 2	$m_1 m_3 2$	2 rounds, 4 legs, start-1-3-1-finish
W 2.5	$m_1 m_3 2.5$	2.5 rounds, 5 legs, start-1-3-1-3-finish
W 3	$m_1 m_3 3$	3 rounds, 6 legs, start-1-3-1-3-1-finish



**B1.3** For drop mark courses only, two (2) weather marks (Mark 1) may be used to allow different classes to simultaneously sail different length courses. The RC shall indicate the presence of two weather marks by displaying numeral pennant 2 during the starting sequences for all classes and may also hail to competitors as provided in SI 4.2. The distance to the appropriate Mark 1 shall be signaled to each respective class in accordance with SI 9.4(c).

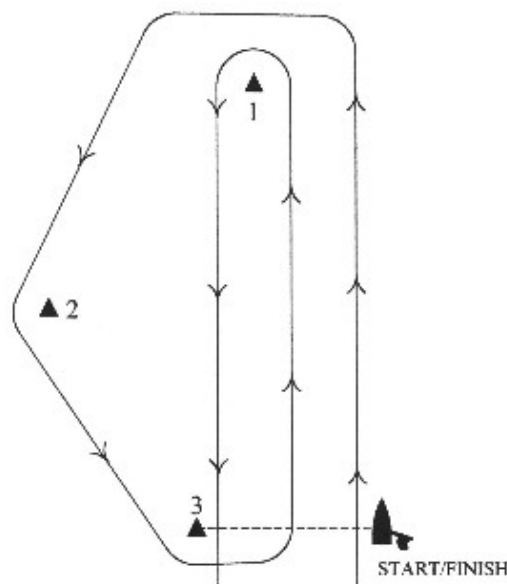
### B2 TRIANGLE COURSE – “G”

**B2.1** Options for this course may include:

- (a) increasing or decreasing the number of legs;
- (b) sailing multiple rounds of the course;
- (c) finishing at Mark 1 or 3 or a Harbor Finish;
- (d) finishing to port or starboard of the finishing mark depending on the location of the RC boat.

**B2.2** The courses shall be designated as follows:

Drop	Fixed	Description
T [1]	$m_1 m_2 m_3 [1]$	1 round, 3 legs, start-1-2-finish
T 2	$m_1 m_2 m_3 2$	2 rounds, 6 legs, start-1-2-3-1-2-finish
T W	$m_1 m_2 m_3 TW$	triangle-windward, 4 legs, start-1-2-3-finish
G or GC	$m_1 m_2 m_3 GC$	Gold Cup, 5 legs, start-1-2-3-1-finish
O	$m_1 m_2 m_3 O$	Olympic, 6 legs, start-1-2-3-1-3-finish



**B3 MID-COURSE START/FINISH – “M”**

**B3.1** Options for this course may include:

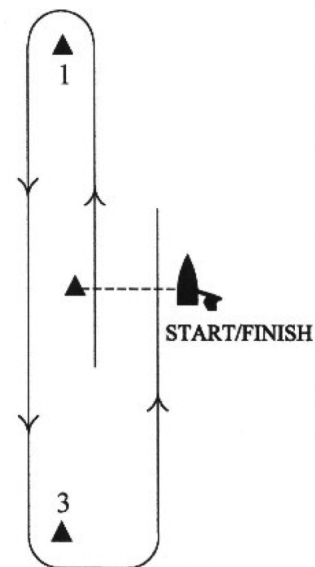
- (a) increasing the number of legs,
- (b) sailing multiple rounds of the course,

**B3.2** The course shall be designated as follows:

Drop	Fixed	Description
<b>M [1]</b>	<b><i>m<sub>1</sub> m<sub>3</sub> m<sub>SF</sub> [1]</i></b>	1 round, 3 legs, start-1-3-finish
<b>M 2</b>	<b><i>m<sub>1</sub> m<sub>3</sub> m<sub>SF</sub> 2</i></b>	2 rounds, 5 legs, start-1-3-1-3-finish
<b>M 3</b>	<b><i>m<sub>1</sub> m<sub>3</sub> m<sub>SF</sub> 3</i></b>	3 rounds, 7 legs, start-1-3-1-3-1-3-finish

**B3.3** On a leg bounded by Marks 1 and 3, the start/finish mark and the RC boat do not have a required side and passing between them is neither required nor prohibited.

**B3.4** On a drop mark course where Mark 1 or 3 is changed in accordance with SI 10.2(b) and 14, the start/finish mark may also be moved to maintain the course configuration shown above. In such case, the original start/finish mark will be moved, but not replaced.



**B4 CONCURRENT START & FINISH LINES – Suffix “N”**

*This allows multiple classes to start and finish concurrently.*

**B4.1** Use of this configuration requires prior notice to the competitors and may not apply to all classes. It shall be indicated in the course designation by the addition of suffix “N” (e.g., “W 2 N” or “F B 2 N”). Only Windward-Leeward and Steeplechase courses may use this configuration.

**B4.2** The start-only mark for one class may serve as the start/finish mark for another class.

*For example, HC Classic might use a separate start-only and finish mark for a fixed mark steeplechase course, while HC Open uses the same start/finish mark for a drop mark W-L course.*

**B4.3** The start-only mark will always be a drop mark (typically a green or white sphere). The rounding/finish mark will be a fixed or drop mark in accordance with the mark description and course type.

**B4.4** The rounding/finish mark may be listed in the course designation (for example, as Mark 3). The start-only mark bounds only the first leg of the race and is not part of the course designation.

**B4.5** The start and finish lines may not be co-linear and the relative lengths may vary.

